

Available Integration Points

WORK IN-PROGRESS

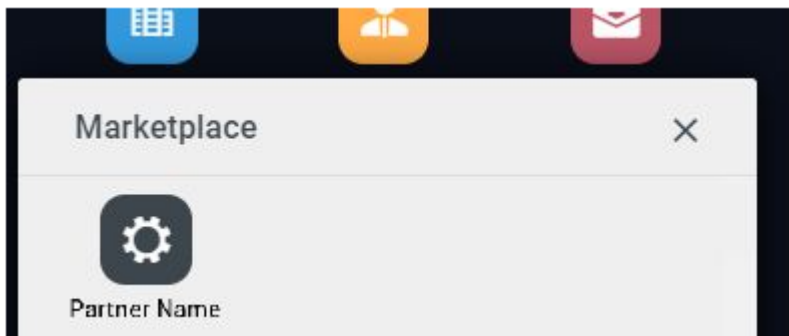
This document will help you understand the different integration points available for your solution to integrate with Bullhorn. Please review and complete this document prior to your meeting with a Bullhorn Solution Consultant.

Available Integration Points:

Marketplace Menu Icon

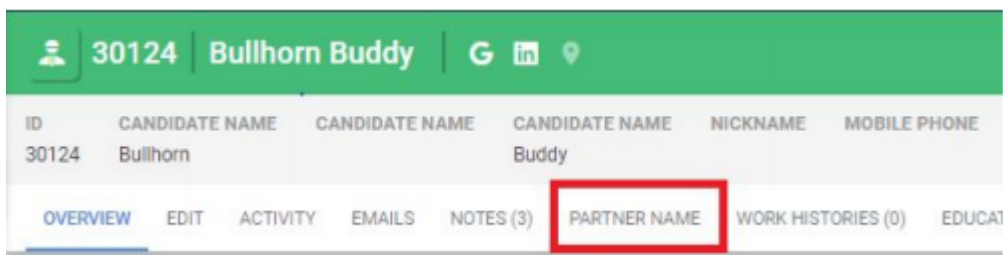
Marketplace partners are able to iframe their integration as a “custom menu icon”. This means users would be able to access your solution through the main menu of Bullhorn. This is an ideal integration point to use to display information or enable actions that are not directly associated with individual records or entities.

Please note, you would need to use a universal URL.



Custom Tabs - Custom Tabs allow you to iframe your solution into Bullhorn so that it can be accessed by users. This is a great integration point if a particular workflow or action is taken at the individual record level. Custom Tabs can be set up across the following entities:

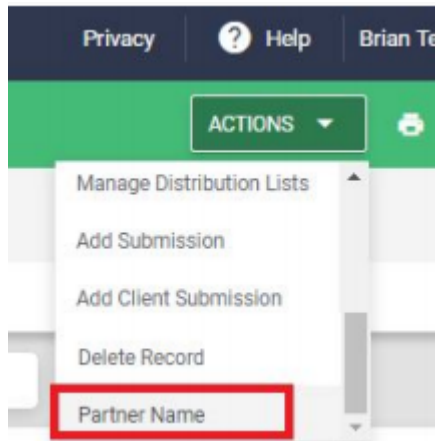
Candidates, Companies, Contacts, Jobs, Placements, Leads, and Opportunities.



Custom Cards - Custom Cards appear within the overview tab of a record and they can be set up to show your solution as an iframe as opposed to, or in addition to, a Custom Tab. Custom Cards can be set up across the following entities:

Candidates, companies, contacts, Jobs, Placements, Leads and Opportunities.

Custom Menu Action - Available on Candidates, companies, contacts, Jobs, Placements, Leads and Opportunities. This allows your solution to achieve particular mass actions from a list view in Bullhorn.



REST Triggers - When a record of a specific entity is saved, a REST trigger can be invoked to initiate an action or workflow in your solution. For example, when a placement record is saved, a timesheet partner can automatically send a registration link for the candidate to sign into the timesheet portal.

Field Interactions - Field interactions are a way for you to modify forms/(data points) based on other field changes.

Custom Objects - Custom objects are similar to tabs except that they display data in a grid view rather than via an iframe. These are typically used for capturing and reviewing data as opposed to initiating workflows or actions. Custom Objects can be set up on Candidate, Contact, Company, Job, Opportunity, and Placement entities.

Event Subscriptions - Your integration can subscribe to changes in Bullhorn data (updates/creates/deletes) to consume by your product. This would be used to identify moments where your workflows should be triggered.

API Requests - The building blocks of a standard integration! These can be a search, query, GET (request), POST (update), or PUT (add). Think about the information that would need to be exchanged between Bullhorn and your solution to provide an optimal user experience. There should be no duplicate data entry.